

REPLY TO AN EXTERNAL EMAIL

PSTmail 3.0

PST
gateways

Secure cross-domain information exchange

REPLY TO AN EXTERNAL EMAIL

PSTmail 3.0

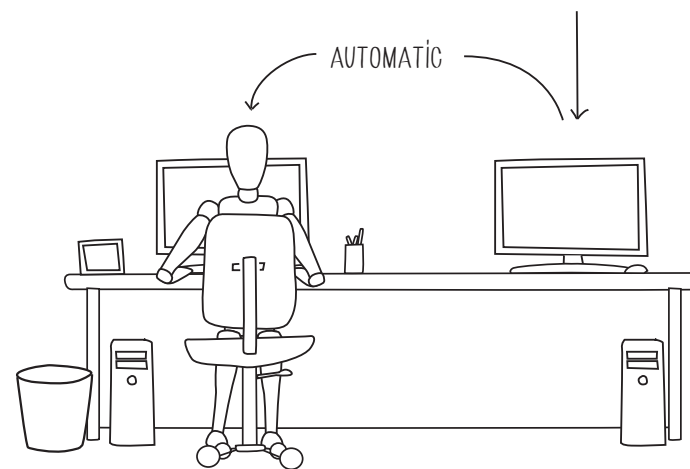
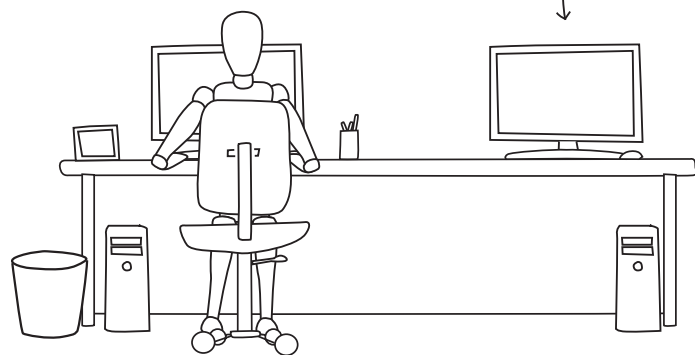
STEP 1

AIRGAP

PSTMAIL

INCOMING MAIL

INCOMING MAIL



REPLY TO AN EXTERNAL EMAIL

PSTmail 3.0

STEP
2

AIRGAP

MOVE YOUR BODY



ISOLATED NETWORK

EXTERNAL NETWORK

PSTMAIL

WRITE YOUR REPLY



ISOLATED NETWORK

EXTERNAL NETWORK

REPLY TO AN EXTERNAL EMAIL


PSTmail 3.0

STEP
3

AIRGAP

WRITE YOUR REPLY

<TAG>
<TAG>
<TAG>
<TAG>
<TAG>



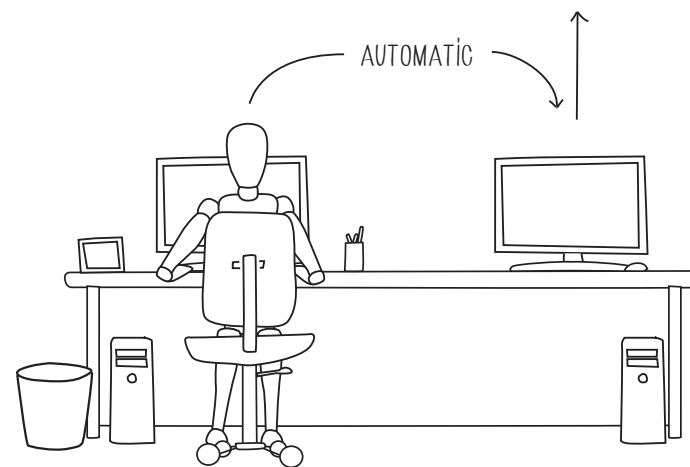
ISOLATED NETWORK

EXTERNAL NETWORK

PSTMAIL

 SEND OUTGOING MAIL

AUTOMATIC



ISOLATED NETWORK

EXTERNAL NETWORK

REPLY TO AN EXTERNAL EMAIL


PSTmail 3.0

STEP

4

AIRGAP

 SEND OUTGOING MAIL

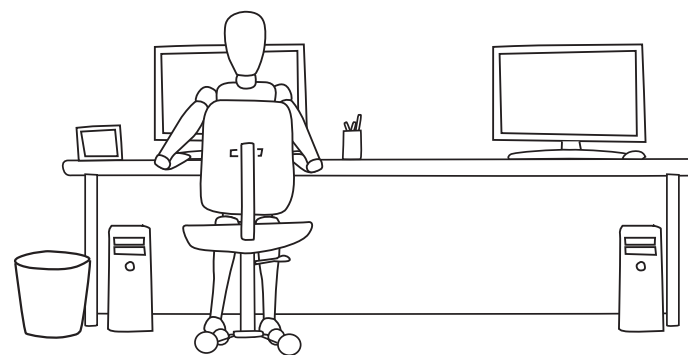


↑
ISOLATED NETWORK

↑
EXTERNAL NETWORK

PSTMAIL

 SENT



↑
ISOLATED NETWORK

↑
EXTERNAL NETWORK


REPLY TO AN EXTERNAL EMAIL

PSTmail 3.0

STEP
5

AIRGAP

 SENT

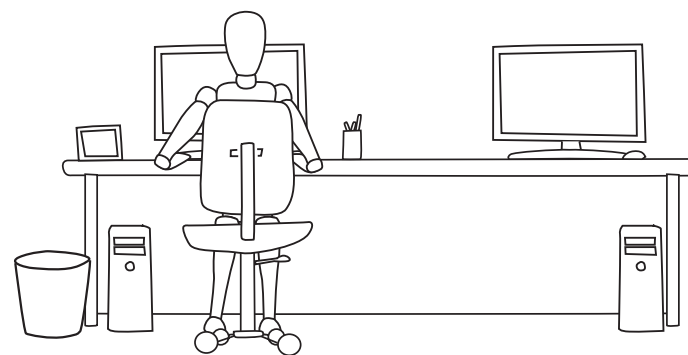


ISOLATED NETWORK

EXTERNAL NETWORK

PSTMAIL

 BACK TO WORK



ISOLATED NETWORK

EXTERNAL NETWORK

REPLY TO AN EXTERNAL EMAIL


PSTmail 3.0

STEP

6

AIRGAP

MOVE YOUR BODY ≡




↑
ISOLATED NETWORK

↑
EXTERNAL NETWORK

PSTMAIL

WORKING



↑
ISOLATED NETWORK

↑
EXTERNAL NETWORK

REPLY TO AN EXTERNAL EMAIL


PSTmail 3.0

STEP

7

AIRGAP

 BACK TO WORK

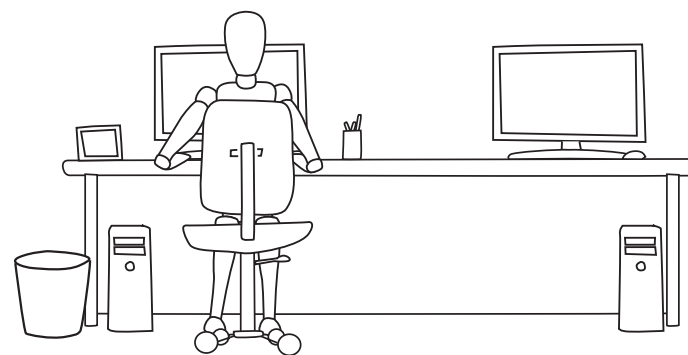


↑
ISOLATED NETWORK

↑
EXTERNAL NETWORK

PSTMAIL

 WORKING



↑
ISOLATED NETWORK

↑
EXTERNAL NETWORK